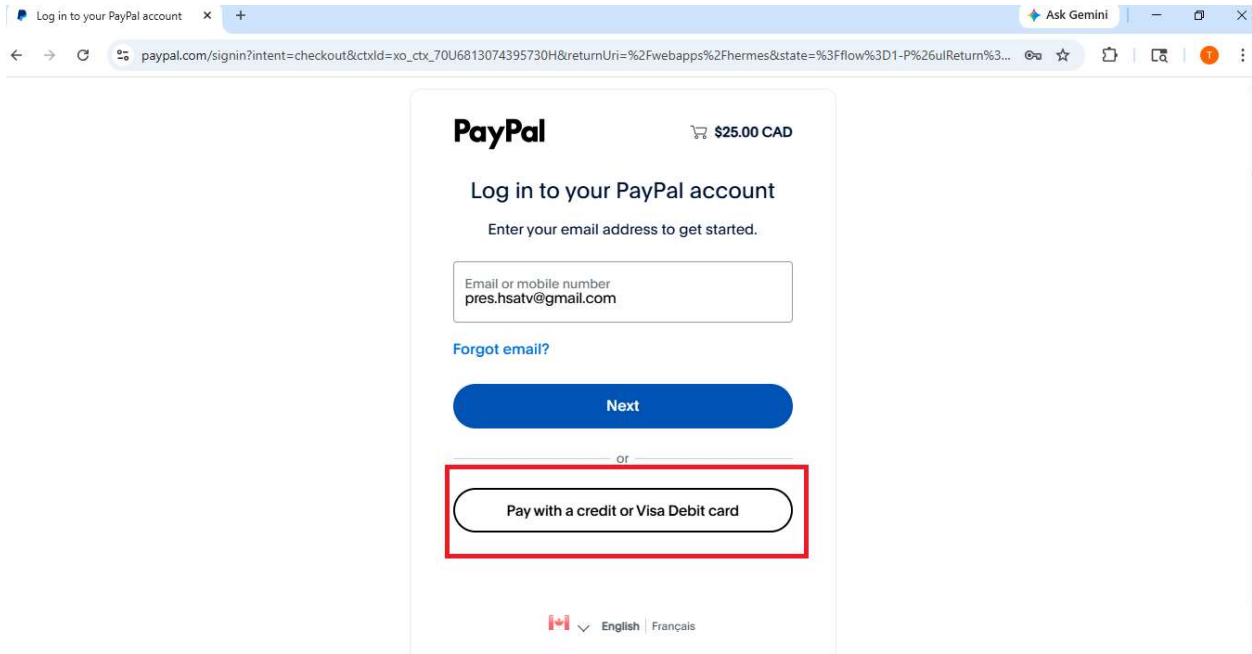


# HSATV- How to Buy pass without a Paypal Account

## Desktop Version of Website

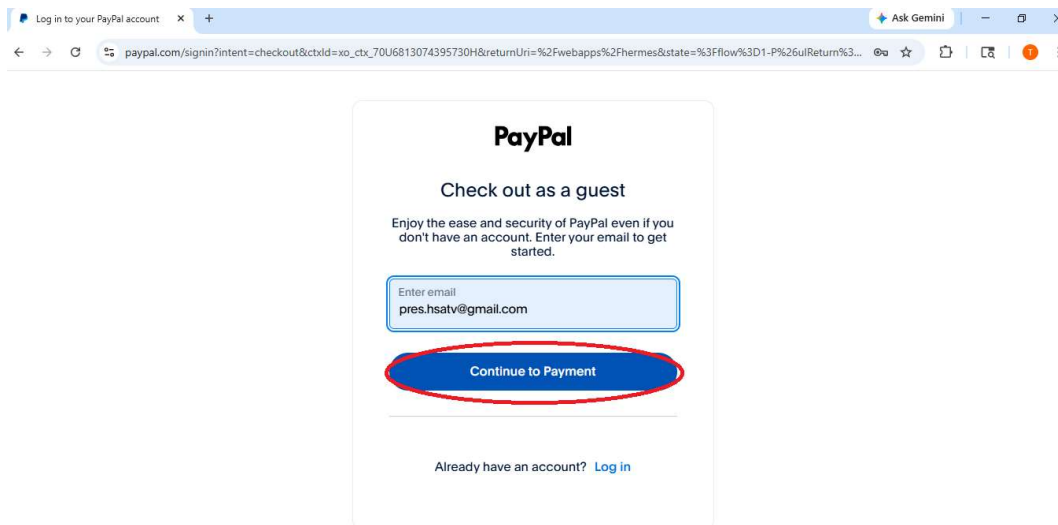
Once you have filled out the application and hit the submit button:

### 1. Select the button “Pay with a credit or Visa Debit Card”



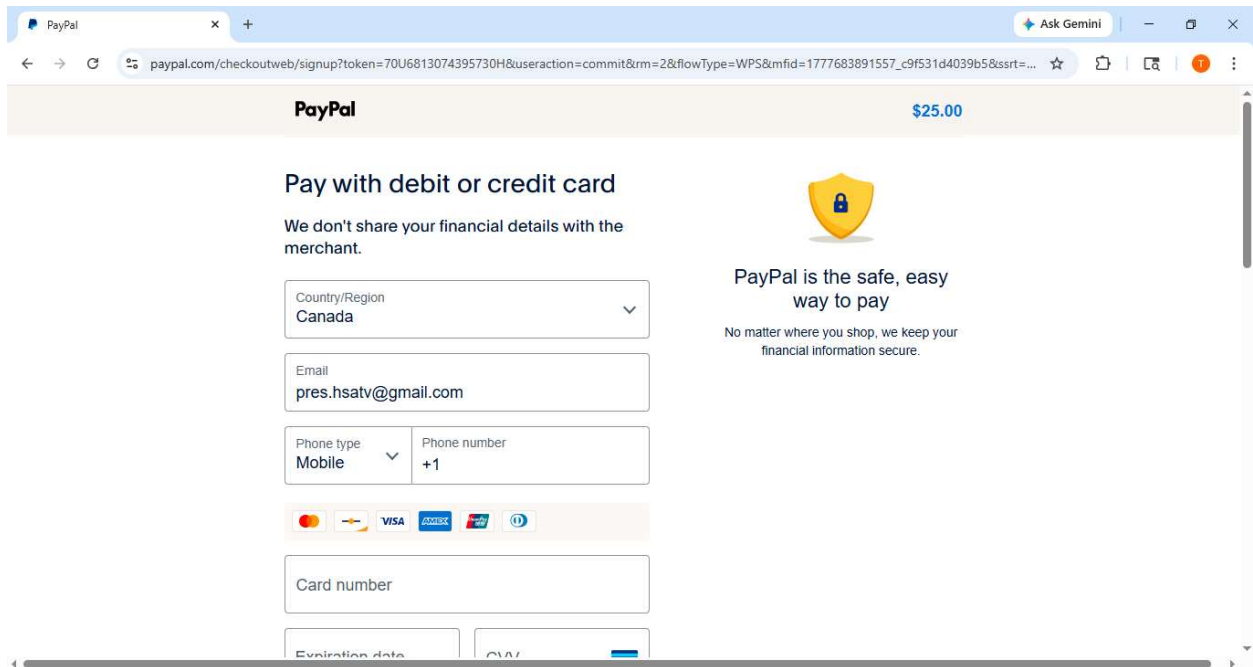
The screenshot shows the PayPal login page. At the top, it says "Log in to your PayPal account" and "\$25.00 CAD". Below that, it says "Log in to your PayPal account" and "Enter your email address to get started." There is a text input field with the email "pres.hsativ@gmail.com" and a "Forgot email?" link. A blue "Next" button is visible. Below the "Next" button, there is a red box highlighting the "Pay with a credit or Visa Debit card" button. At the bottom, there is a language selector for "English" and "Français".

### 2. Fill out email as a guest and click “Continue to Payment”

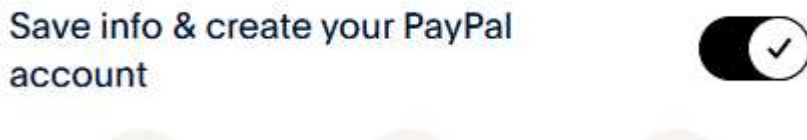


The screenshot shows the PayPal checkout page. At the top, it says "Log in to your PayPal account" and "Ask Gemini". Below that, it says "Check out as a guest" and "Enjoy the ease and security of PayPal even if you don't have an account. Enter your email to get started." There is a text input field with the email "pres.hsativ@gmail.com". A blue "Continue to Payment" button is highlighted with a red oval. At the bottom, there is a link for "Already have an account? Log in".

### 3. Next screen should look like this



### 4. As you scroll down and fill out the form, click off the button that says “Save info and create a paypal account”.



Turn this button OFF

Next, click pay now as guest

